



Stark-Tuscarawas-Wayne Recycling District

**MARCH 6, 2018
CANTON TOWNSHIP
TRUSTEES MEETING**



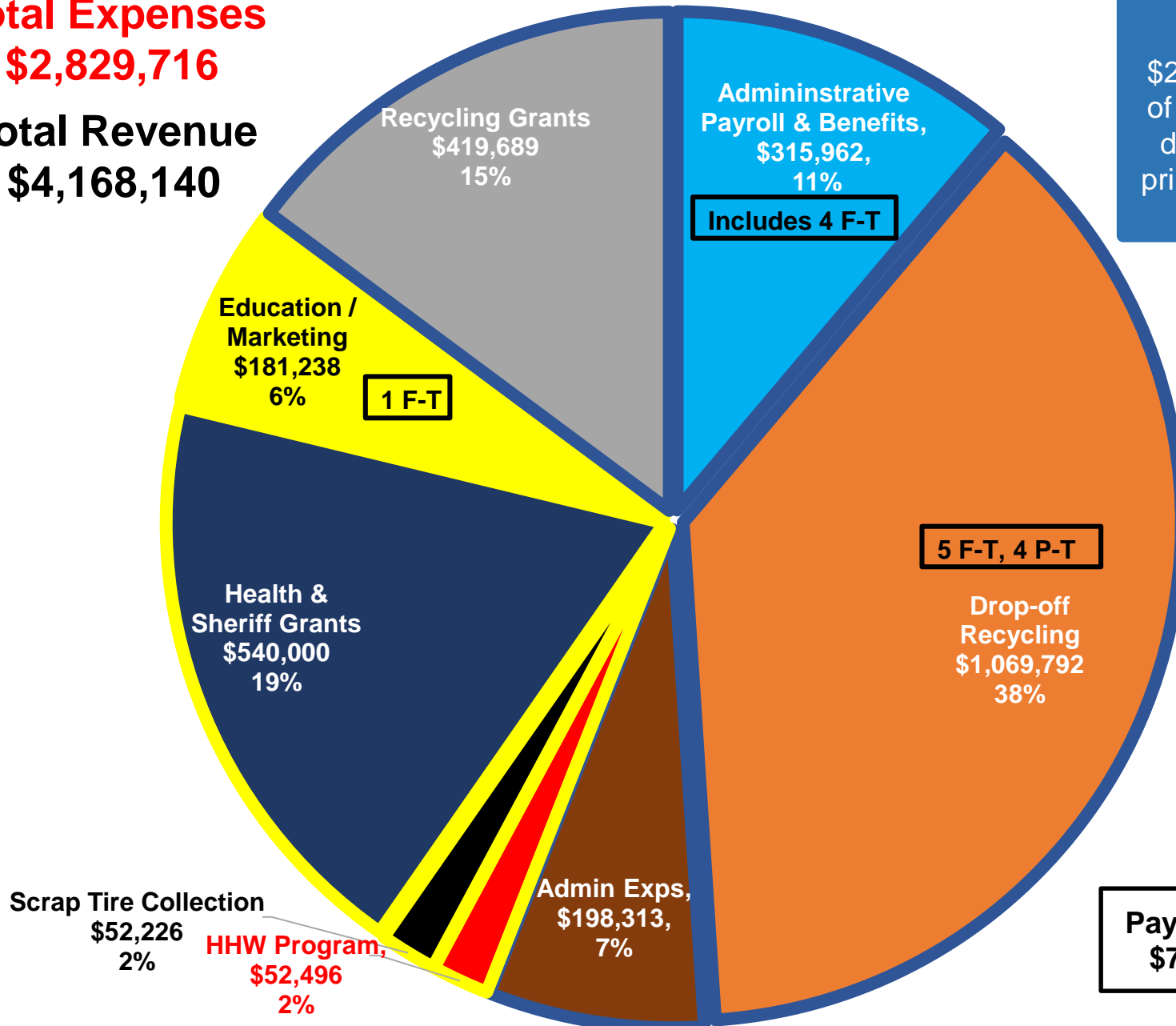
2014 Actual Total Expenditures

Total Expenses
\$2,829,716

Total Revenue
\$4,168,140

Ohio EPA Required Programs

\$2,003,756 / 71%
of expenses goes
directly towards
primary State Plan
Goal #1

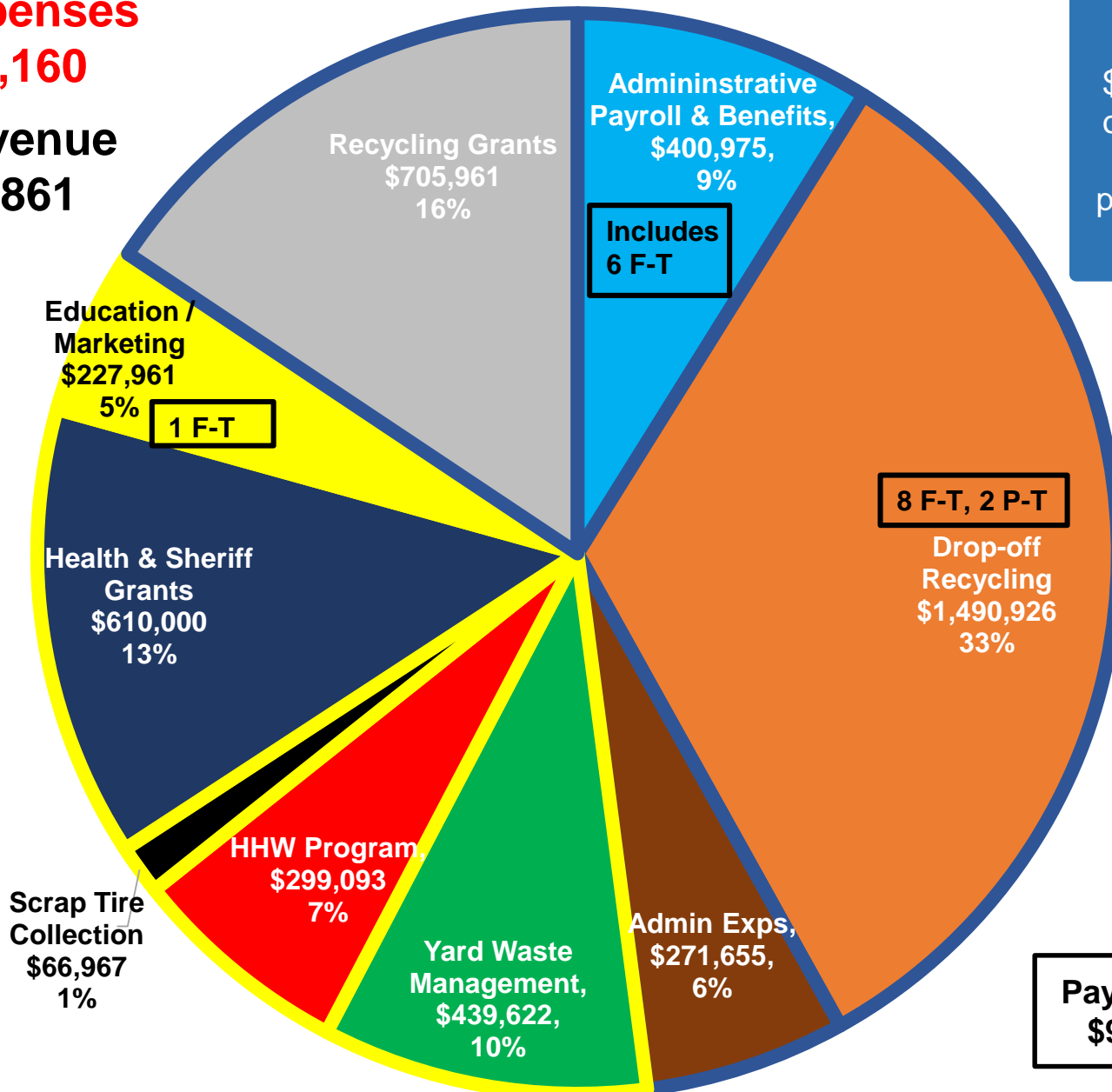


Payroll & Benefits
\$701,066 / 25%

2017 Actual Total Expenditures

Total Expenses
\$4,513,160

Total Revenue
\$4,000,861

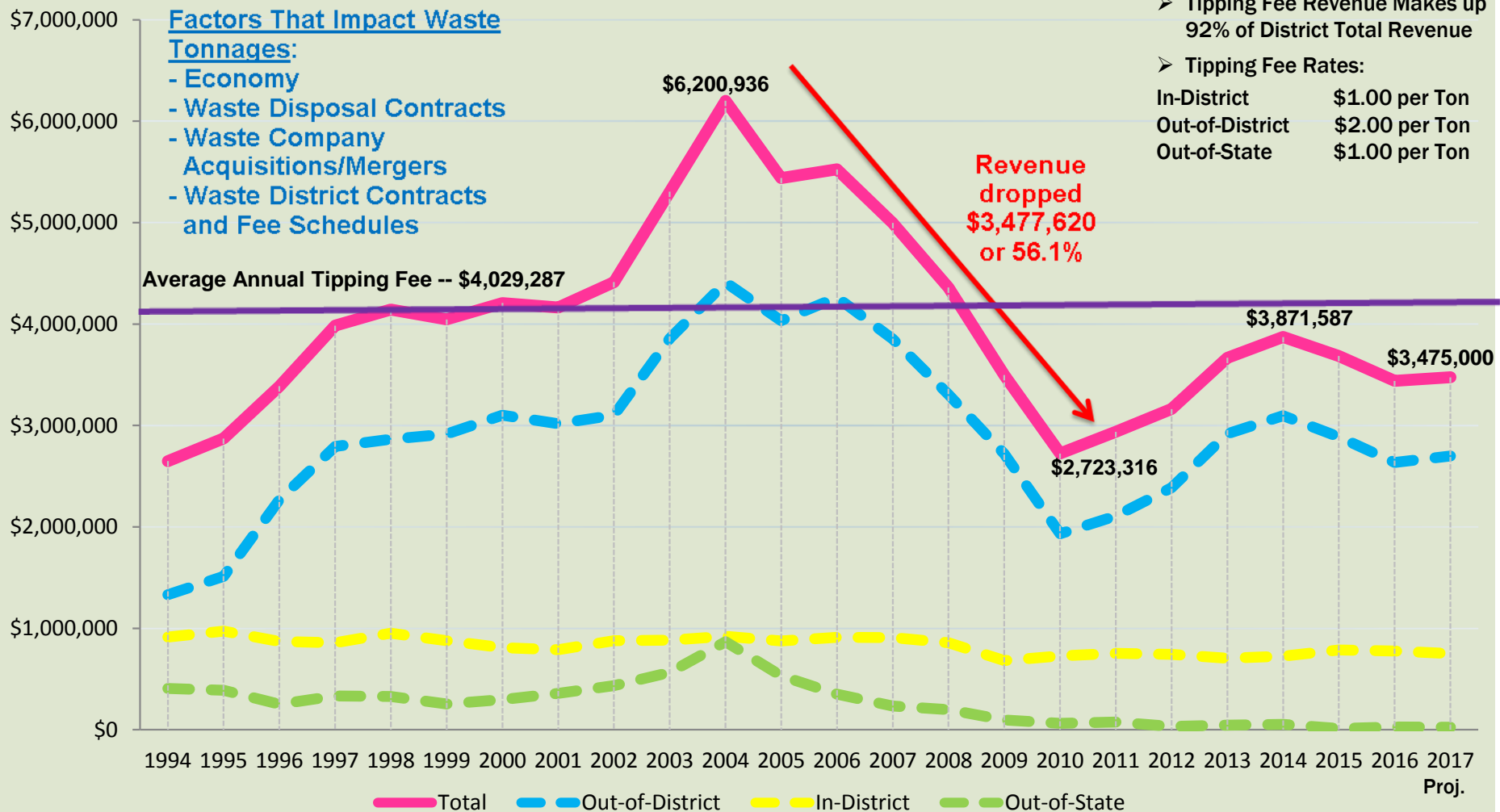


Ohio EPA Required Programs

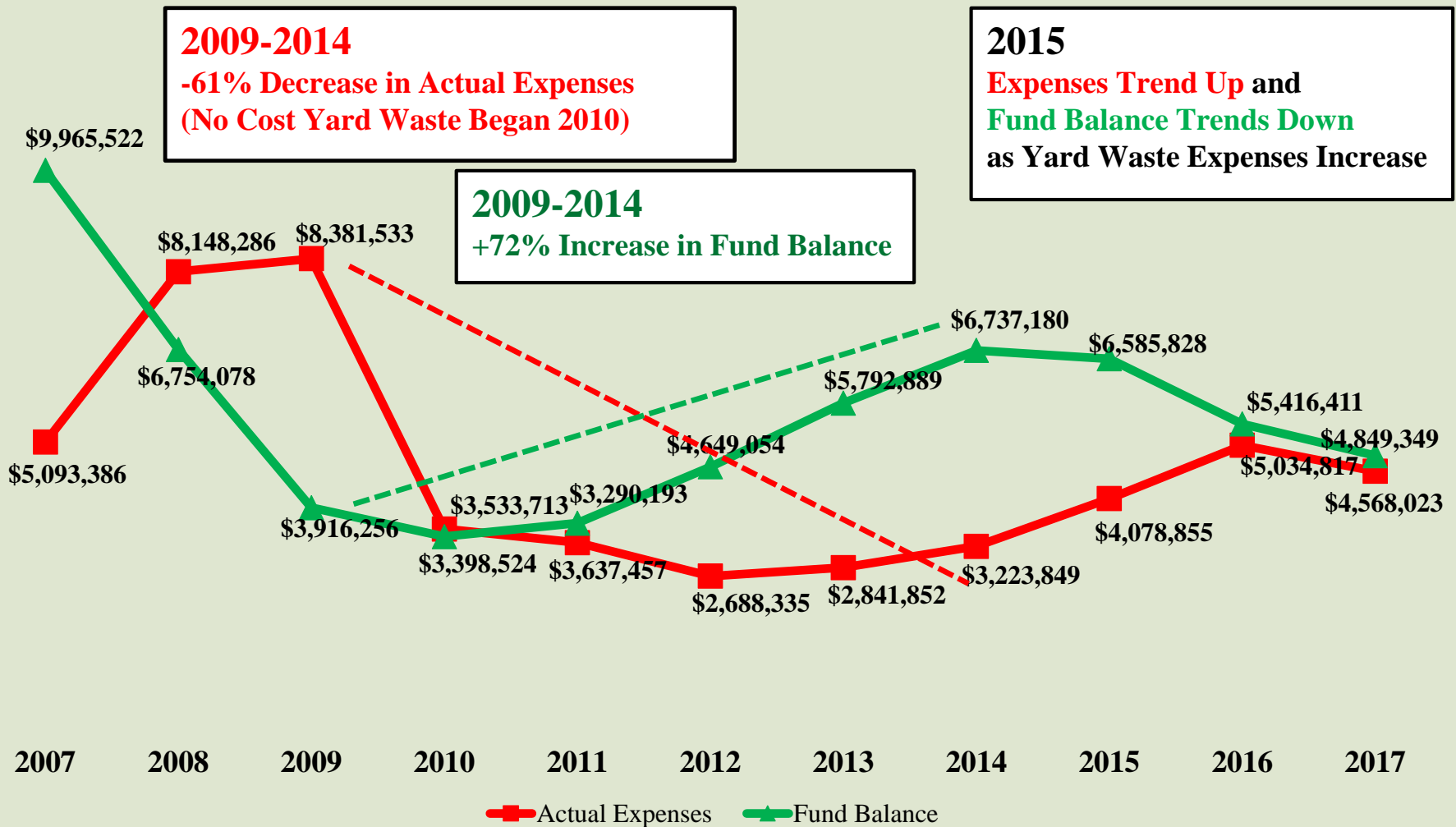
\$2,869,518 / 64%
of expenses goes
directly towards
primary State Plan
Goal #1

Payroll & Benefits
\$944,218 / 21%

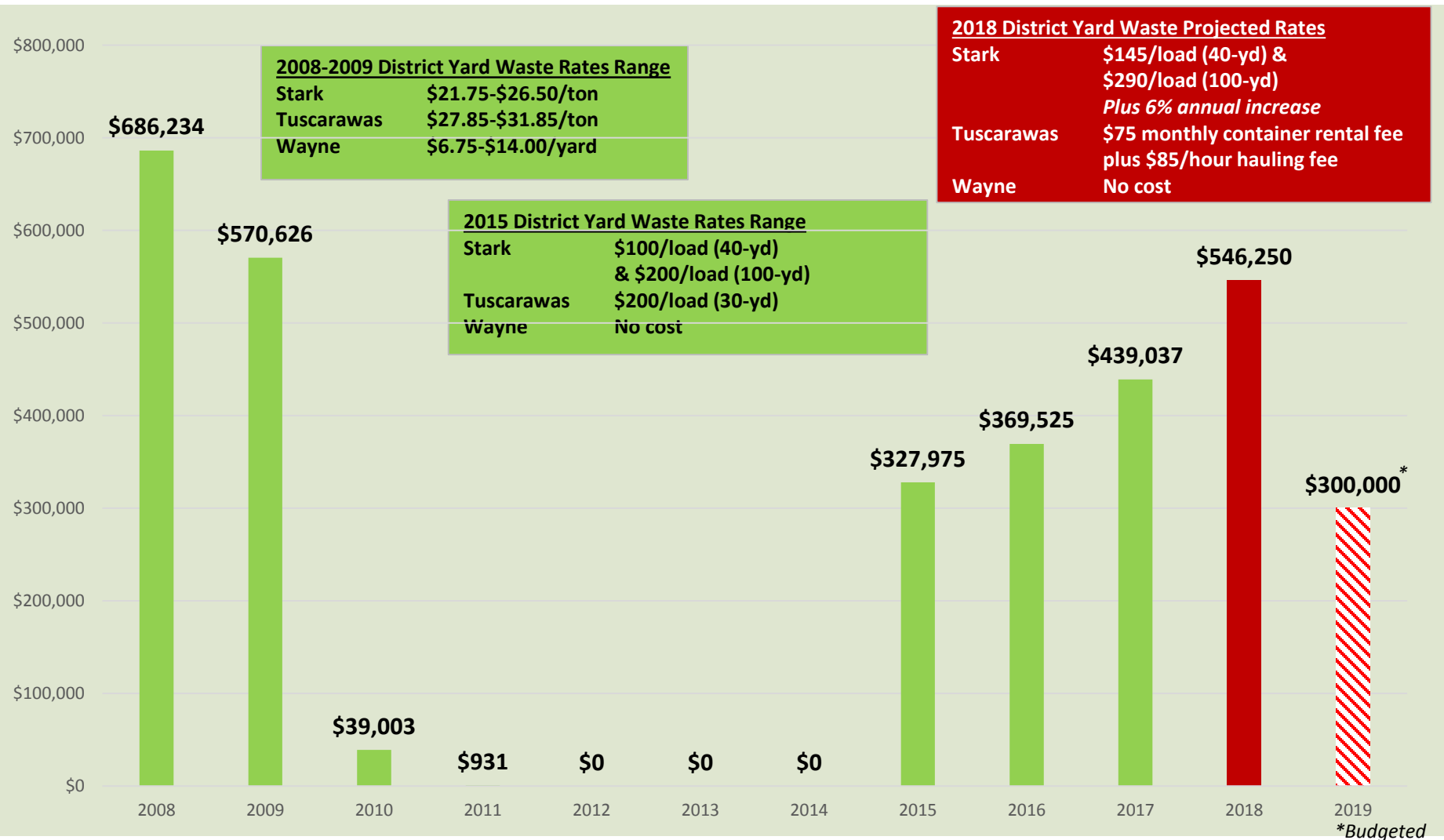
TIPPING FEE REVENUE TREND



STW DISTRICT TOTAL EXPENSES VS TOTAL FUND BALANCE 2007-2017



TOTAL DISTRICT YARD WASTE EXPENSES 2008-2019



STARK AND TUSCARAWAS COUNTY 2018 YARD WASTE COLLECTION PROPOSAL: 11 SITES (\$400K X % TONNAGE PER SITE)

Site	Population	Total 2017 Loads	Total 2017 Tons	Percentage Volume	2017 Cost for Hauling	Earth N Wood/Bull Country Compost Proposed 2018 Rates	YARD WASTE BLOCK GRANT PROPOSED FUNDING AMOUNTS	2018 Host Community Grant***	2018 Total District Grant Assistance	Projected Host Site Expense
1. Jackson Township*	40,419	364	6,120	19%	\$80,899	\$104,400	\$84,279	\$2,500	\$86,779	\$17,621
2. Lake Township	29,961	576	4,896	15%	\$64,719	\$83,520	\$67,424	\$2,500	\$69,924	\$13,596
3. Plain Township (Fire Dept)**	52,441	417	3,545	11%	\$46,854	\$60,465	\$56,388	\$2,500	\$58,888	\$1,577
4. Nimishillen Township	9,646	362	3,077	10%	\$40,674	\$52,490	\$42,374	\$2,500	\$44,874	\$7,616
5. Canton Township	13,068	351	2,984	9%	\$39,438	\$50,895	\$41,086	\$2,500	\$43,586	\$7,309
6. Perry Township	28,327	288	2,448	8%	\$32,360	\$41,760	\$33,712	\$2,500	\$36,212	\$5,548
7. Tuscarawas Township	5,973	274	2,329	7%	\$30,787	\$39,730	\$32,073	\$2,500	\$34,573	\$5,157
8. Warstler Brothers	N/A	261	2,219	7%	\$29,326	\$37,845	\$0	\$0	\$0	N/A
9. Lawrence Township (Stark)	13,702	212	1,802	6%	\$23,820	\$30,740	\$0	\$0	\$0	N/A
10. Village of Brewster	2,164	89	757	2%	\$10,000	\$12,905	\$10,417	\$2,500	\$12,918	-\$13
11. Lawrence Township (Tuscarawas)	5,750	122	788	2%	\$23,790	\$12,170	\$7,215	\$2,500	\$9,715	\$2,455
12. City of Dover	12,795	131	666	2%	\$25,545	\$12,935	\$6,092	\$2,500	\$8,592	\$4,343
13. Village of Dennison	2,639	34	185	1%	\$6,630	\$5,235	\$1,693	\$2,500	\$4,193	\$1,042
TOTAL	216,885	3,481	31,815	100%	\$454,843	\$545,090	\$382,753	\$27,500	\$410,253	\$66,252

*Jackson Township's site has 100-yard instead of 40-yard containers

**Plain Township funding includes an addition of the projected expenses for 20% of Warstler's 2017 loads

***Italicized amounts represent grants not yet submitted but that are available to these host sites. These would need to be applied for and approved at future Board meeting.

2016 SOLID WASTE MANAGEMENT DISTRICT YARD WASTE EXPENSE COMPARISON

SWMD	Total Revenue	Total Expense	Yard Waste Expense	percentage of overall expenses
Franklin County Solid Waste Management District	\$5,372,023	\$4,729,432	\$1,485,000	31.40%
Stark-Tuscarawas-Wayne Joint Solid Waste Management District	\$3,558,887	\$4,861,822	\$856,571	17.62%
Greene County Solid Waste Management District	\$969,143	\$811,139	\$249,108	30.71%
Richland County Regional Solid Waste Management Authority	\$1,436,025	\$1,507,831	\$110,161	7.31%
Delaware-Knox-Marion-Morrow Joint Solid Waste Management District	\$1,810,259	\$1,453,668	\$108,081	7.44%
Medina County Solid Waste Management District	\$6,486,704	\$6,277,701	\$70,000	1.12%
Van Wert County Solid Waste Management District	\$360,065	\$488,790	\$37,735	7.72%
Carroll-Columbiana-Harrison Joint Solid Waste Management District	\$664,397	\$820,168	\$32,060	3.91%
Auglaize County Solid Waste Management District	\$1,052,803	\$1,035,089	\$21,712	2.10%
Ottawa-Sandusky-Seneca Joint Solid Waste Management District	\$1,525,861	\$1,646,776	\$12,375	0.75%
Brown County Solid Waste Authority	\$474,206	\$793,897	\$8,475	1.07%
Cuyahoga County Solid Waste Management District	\$2,096,594	\$2,286,502	\$5,019	0.22%
Guernsey-Monroe-Morgan-Muskingum-Noble-Washington Joint Solid Waste Management District	\$993,844	\$1,421,029	\$4,500	0.32%
Henry County Solid Waste Management District	\$92,269	\$90,329	\$4,100	4.54%
Allen-Champaign-Hardin-Madison-Shelby-Union Joint Solid Waste Management District	\$1,723,397	\$1,663,016	\$3,850	0.23%
Summit-Akron Solid Waste Management Authority	\$2,473,544	\$2,100,252	\$2,190	0.10%
Defiance, Fulton, Paulding, Williams Joint Solid Waste Management District	\$533,328	\$422,598	\$1,000	0.24%
Preble County Solid Waste Management District	\$308,064	\$237,453	\$838	0.35%
Mahoning County Solid Waste Management District	\$2,400,492	\$2,260,380	\$262	0.01%
Clark County Solid Waste Management District	\$857,217	\$773,667	\$234	0.03%

OEPA REGISTERED COMPOST FACILITIES

Facility Name	Phone	Address	City	Yard Waste
Earth 'N Wood Products, Inc	330-499-8309	5335 Strausser St	North Canton	24,451.00
Hawk Trucking	330-830-4295	2765 Manchester Ave SW	Massillon	
Kimble Transfer & Recycling Fac.-Canton	330-454-9400	2295 Bolivar Rd SW	Canton	0.00
Mikes Tree&Lndsc/Alliance Mulch&Wood	330-823-8116	800 W Bayton St	Alliance	4,760.00
Miller Landscaping Materials LLC	330-879-0218	6690 Erie St SW	Navarre	
Minerva Enterprises	330-866-3435	9000 Minerva Rd SE	Waynesburg	2.00
Mr Mulch	330-452-1080	3704 Twelfth St NW	Canton	
Stark C&D Disposal Inc	330-488-6161	7280 Lisbon St	Louisville	1,003.33
Uniontown Topsoil and Mulch LLC	330-699-9963	1916 Erie Ave NW	Massillon	616.67
Warstler Bros Landscaping	330-492-9500	4125 Salway Rd NW	Canton	193.33
Weisgarber Trucking Inc	330-833-4362	11506 Finefrock Rd SW	Massillon	0.00
Yoder Landscape & Nursery Inc	330-877-3685	215 Market Ave SW	Hartville	880.00
Black Snake Composting Facility	Closed	Twp Rd 380	Dover	
Bull Country Composting	330-852-4399	10316 Kohr Road NW	Dundee	3,149.00